







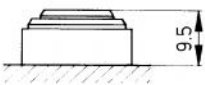
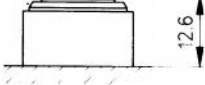
## th25 Two position key switches KABA MICRO / KABA micro-E

Panel cut-out 16.2 mm / 22.5 mm

	IP40, plastic bezel on page 24		IP65, plastic bezel on page 24	
	KABA MICRO	KABA micro-E	KABA MICRO	KABA micro-E
Contact blocks to be ordered separately (pages 21+22)				
Switching and key removable position ●				
	548 032	548 075	548 132	548 175
	548 034	-	548 134	-
	548 036	548 076	548 136	548 176
	548 038	548 077	548 138	548 177

NOT AVAILABLE

AVAILABLE IN ALL THE 3 SHAPES  
CIRCULAR,  
SQUARE,  
RECTANGULAR

Technical details	Weight	Length	Weight	Length	Weight	Length	Weight	Length
	g	mm	g	mm	g	mm	g	mm
	26	43.0	19	43.0	26	43.0	19	43.0
Panel cut-out	see plastic bezels				type 4			
Minimum distance from switch centre to centre	according to bezel size				according to bezel size			
	caution contact block assembly dimensions							
Front panel thickness	max.	5.0			5.0			
	min.	2.0			2.0			
Cylinder height								
Bezel	The key switch cannot be installed without a bezel. The IP40 bezels are interchangeable before installation. However, once an IP65 bezel has been assembled it cannot be removed.							
* Part number suffix for black anodized aluminium alloy.								